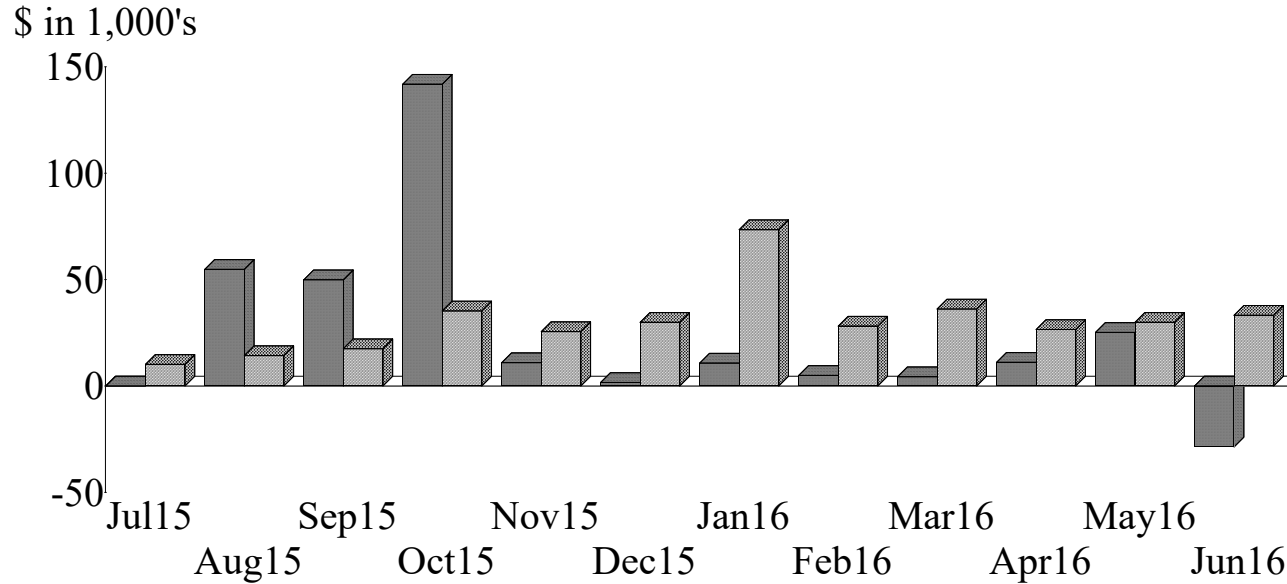

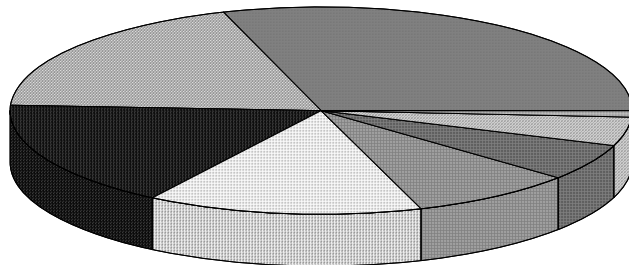


Income and Expense by Month July 2015 through June 2016



Expense Summary July 2015 through June 2016



110 · Basic Programs	30.17%
271 · Transportation	19.21
241 · School Administration	16.73
261 · Operation & Maintenance	14.46
400 · Outgoing Transfers & Other	8.74
120 · Added Needs	5.80
231 · Board of Education	4.57
259 · Other Business Services	0.32
Total	\$360,606.87

By Account