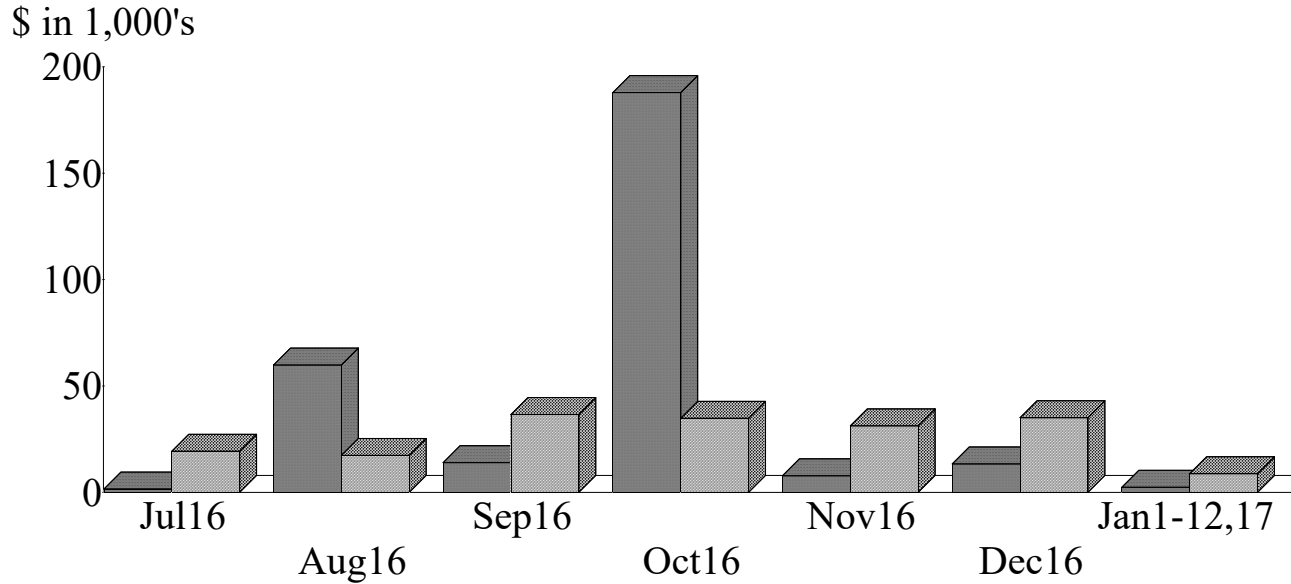

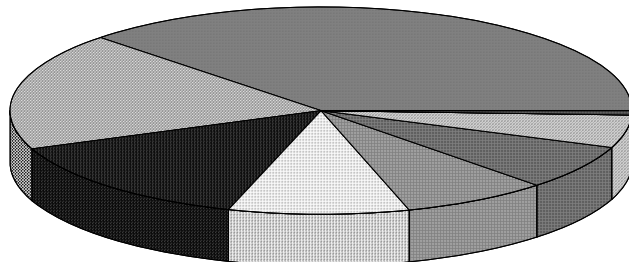


**Income and Expense by Month**  
July 1, 2016 through January 12, 2017



**Expense Summary**  
July 1, 2016 through January 12, 2017



110 · Basic Programs	37.60%
241 · School Administration	18.53
261 · Operation & Maintenance	14.25
120 · Added Needs	9.50
400 · Outgoing Transfers & Other	7.72
271 · Transportation	7.07
231 · Board of Education	5.18
259 · Other Business Services	0.11
66900 · Reconciliation Discrepancies	0.04
<b>Total</b>	<b>\$183,521.92</b>

By Account