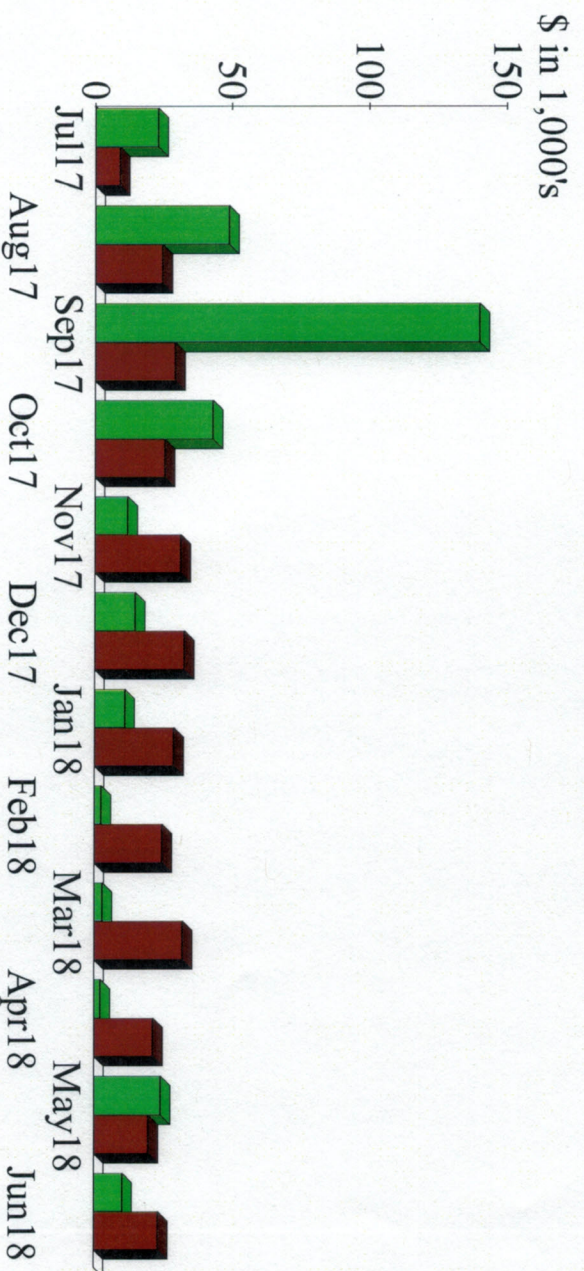



Income and Expense by Month
July 2017 through June 2018



Income
Expense

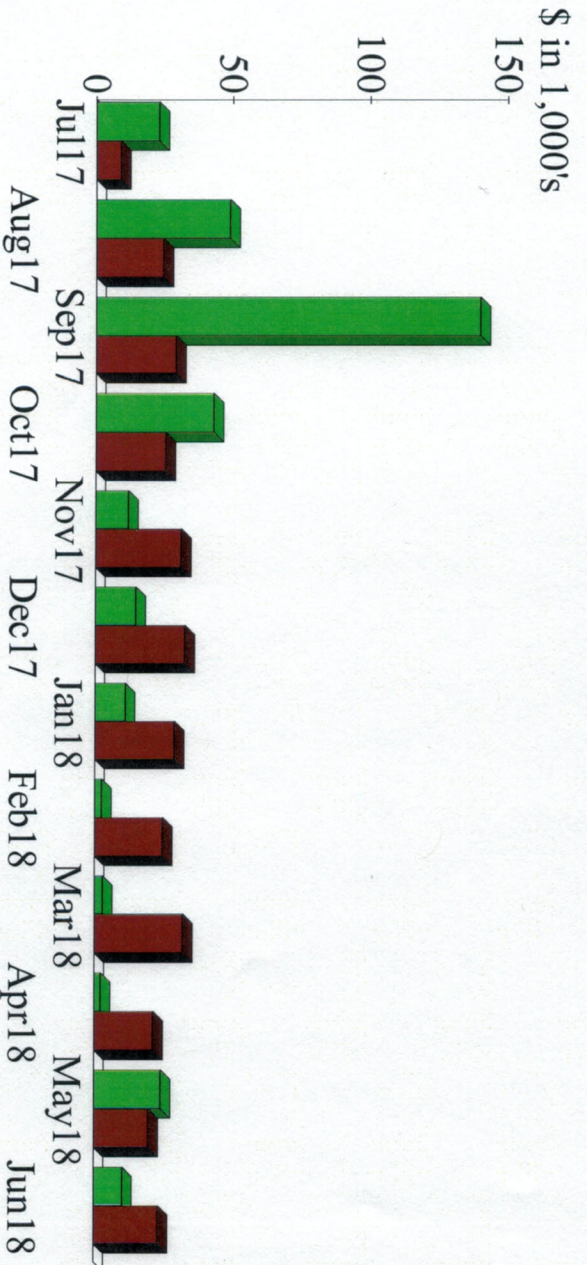
Expense Summary
July 2017 through June 2018




110 · Basic Programs	32.86%
241 · School Administration	19.19
261 · Operation & Maintenance	17.75
271 · Transportation	10.74
400 · Outgoing Transfers & Other	10.26
120 · Added Needs	5.31
231 · Board of Education	3.88
Total	\$306,117.31

By Account

Income and Expense by Month
July 2017 through June 2018



Income Summary
July 2017 through June 2018



10100 · Local Revenue	84.28%
10300 · State Revenue	9.86
10400 · Federal Revenue	4.71
10500 · Incoming Transfers	1.16
Total	\$337,689.51

By Account